

RESPECT

OVERVIEW

lesson 17



BIG IDEA

To respect is “to esteem the worth or excellence of a person.” It also means “to revere, consider, admire or heed.”

Here are some ways to show respect: Treat others the way you would like to be treated. Speak courteously to all. Honor rules in your family and society. Respect others’ property.

KEY VERSES

Romans 12:10

Be devoted to one another in love. Honor one another above yourselves.

MATERIALS LIST

- two pair of 3 types of items; have one of the pair be new and the other used
- copies of coloring page
- 1/2 x 11 inch strips of colored paper
- glue
- yarn
- hole punch (provided)





RESPECT

lesson 17

OBJECT LESSON



OBJECT LESSON

Materials: Collect two pairs of 3 types of items; have one of the pair be new and the other used, or worthless (I used socks, pencils, and cookies. One cookie had a bite taken out of it!)

Have all of your items in a bag so the children cannot see them. Choose one child to help you. Be sure to choose a child who is a good sport, who has a personality that can handle silliness, and who is respectful.

To the child, say, *There are some items in this bag that I want to share with you.*

Pull out the two pencils. *I really like pencils. Some can be so neat with pretty colors! I want to share a pencil with you.*

Aloud, go through the decision process for giving away the pencil. *Which pencil should I give you? I really like this one. It hasn't been sharpened yet. It has a new eraser. This other*

pencil has been used and sharpened. It even has something sticky on it. There is no eraser. Hmm...I think I'll keep the nice pencil. You can have the one that's already sharpened. It's a nice green color.

Give the child the used pencil.

Pull out the pairs of socks. *I have some socks to share! This pair is new and never has been worn. This pair is kind of grungy.*

Smell the socks. *They are clean, but they look dirty. You know what? Both pairs of socks will keep feet warm and that's the point for wearing socks, so you can have this old pair and I'll keep the soft new pair.*


Give the child the old socks.

By this time, the child (and probably any others!) will be disgusted with you for giving away the older items. Act as if you don't understand and continue with the final item.

Pull out one whole cookie and one broken cookie (or with a bite taken out of it.) *Ooooo! I love cookies! I'll share a cookie with you! Um...* Look at both cookies as if this is a difficult decision and then give the broken cookie to the child. *Here. You probably don't like these cookies as much as I do, so you can have the broken one.*

If the kids are rowdy, calm them down by asking these questions. Accept answers. Hopefully the children will recognize that even though sharing occurred, it was selfishly done.

What's the big deal? I gave away a perfectly good pencil, some socks, and a cookie. Did I deserve to keep the nicer items? Did the other person deserve to have the nicer items? How do we make decisions figuring out "who gets what"?



STORY SCRIPT

Once there was a cat that was perfectly black with only a small white star like tip on his tail. When the cat walked through the town, people noticed, stopped and raved over the tail's whiteness and uniqueness.

However, the cat was not content to be noticed for his tail. He wanted the townspeople to respect him for his prowess and his speed. After pondering the problem for some time, he decided that surely respect must be centered in his tail. He reasoned that if he could catch the tip of his tail, people would then respect him.

In the town square the next day, three strolling officials stopped to look at him. Seizing this opportunity, he turned in circles, speeding after his tail. When he couldn't catch it going left, he turned and circled right. The town officials laughed heartily at the cat's antics; pointed out the silliness of the cat to other passersby, and all were amused. Embarrassed, the cat slunk away.

It happened that the next day during the cat's stroll a careless mouse peeped out from under a leaf. Forgetting about his dreams of respect, the cat ran and pounced and after a few minutes caught the mouse.

Townspeople gathered to watch the chase and as the cat won, they nodded to each other in approval. "Did you see that cat race after that varmint?" "All I saw was a black streak. The mouse hardly had a chance." "What a wonderful thing it is to have such a beautiful and talented mouser!"

And the cat finally felt respected. For, respect, like a tail, is hard to catch when you chase it, but naturally follows when you do good.

DISCUSSION QUESTIONS

- What was the problem with respect when I gave my volunteer three presents?
- What was the cat's problem with respect?
- What are some artificial or even hurtful ways ways that we might try to gain respect? (Clothing style. Jokes. Gossip.)
- What are some ways we can gain real respect?
- Who are some people whose character or decisions you respect?








RESPECT

lesson 17

CRAFT

BOOKMARKS

Make a chevron pattern bookmark out of paper strips. Make an extra and give it to a friend!



PREPARATION

Cut strips of paper 1/2 x 11 inches (four per child).

DIRECTIONS

1. Glue two of the same colored strips (yellow in illustration) together at a right angle
2. Glue your contrasting color (blue in illustration) below the one on the top right
3. Glue a second contrasting color as shown
4. Fold top right strip at a neat angle as shown
5. Fold top left strip at a neat angle as shown
6. Add a little glue every now and then to secure the strips
7. Continue folding right then left till you reach the end of your paper strips
8. Glue ends securely and trim
9. Punch a hole at the top and run a piece of yarn or twine through the hole and tie

CRAFT OPTIONS

- Use patterned paper rather than solid color paper
- Pre-cut paper strips using a paper cutter
- Use wider strips like 3/4 inch or 1 inch
- Pre-cut yarn or twine



TRUE FALSE RUN

In this active game kids make a quick decision and run!

DIRECTIONS

1. The group stands in the middle of a room (or if outside, between two markers like chairs or cones). One side of the play area is nominated 'true' and the other 'false'.
2. The leader reads a statement, eg 'bats aren't actually blind'. On 'Run!' the kids must run for whichever side they think is correct - true or false - and whoever reaches the correct wall/ marker first wins.
3. STAYING IN THE CENTER IS NOT AN OPTION. Disqualify stragglers if necessary.
4. Tally the winners and award the overall champion a prize.
5. Alternatively, the kids who choose the wrong answer are eliminated, and only the correct side continue to the next round.

- our lesson today is about fighting
- the animal in our story was a cat
- the cat was chased by a dog
- the sky is green
- today is Monday
- brushing your teeth is bad for your health
- lizards have 6 legs
- the sun orbits around the earth
- pepper is sweet
- Jesus is God's Son
- candy is a health food
- five pennies equals a quarter
- a year has 30 days
- the earth is flat
- the sun never shines on the north pole
- the Bible is the Word of God
- the color black is in the rainbow

- snow is cold
- respect is rude and mean
- Jesus loves you
- fruit grows on clouds
- bees make jelly



