

GENEROSITY

OVERVIEW

lesson 10



BIG IDEA

Generosity is a willingness to give what we have to someone else. We can give a physical item such as a meal, or we can share our knowledge by explaining something or training someone in a skill.

KEY VERSES

Proverbs 11:25

A generous person will prosper;
whoever refreshes others will be refreshed.

MATERIALS LIST

- bamboo skewers
- yarn
- scissors (provided)
- paper grocery sacks
- newspaper, balloons or other small objects





GENEROSITY

lesson 10

LESSON STORY



BIBLE EXAMPLE

One day when Jesus was teaching people in the temple, “he looked up and saw the rich putting their gifts into the treasury; and he saw a poor widow put in two copper coins. And he said, “Truly I tell you, this poor widow has put in more than all of them; for they all contributed out of their abundance, but she out of her poverty put in all the living that she had.”

Mark 12:41-44

LESSON SCRIPT

There is a man named Muhammad Yunus who grew up in the country of Bangladesh in India. When he was 30 years old, he went overseas to get his college education in economics. But when he returned home he found his country in the middle of a great famine. As he wandered around the streets near the University where he taught, he started talking to the people about their jobs and income.


One day he met a woman named Sophia. Her work was making stools out of bamboo. She would buy bamboo from a bamboo seller, make stools out of the bamboo and then sell them to the stool trader. Unfortunately, she was unable to make a living by doing this hard work because the

stool trader paid poorly and the bamboo seller always needed to be paid.

Dr. Yunus wondered why Sophia didn't get a loan from the local bank. With a loan she would have enough money to buy more bamboo at a better price and perhaps open her own store to sell her stools. He visited some banks to encourage them to make small loans to people like Sophia.

“No way.” They said. “These people can't even read. They own nothing of value that can be used as collateral. It's too big of a risk!” Banks did not loan to poor people, illiterate people or to women.

So, Dr. Yunus started a project with Sophia



and 41 others. He made very small loans totaling just \$30. People warned him that it would never work, that he would lose his money, that people would not pay him back. But his experiment worked. Sophia and the others were able to use the money wisely to increase their income and feed their families adequately.

Inspired by this success Dr. Yunus founded a new type of bank called the Grameen Bank. This bank makes very tiny loans to the very poorest people. It was so successful that it expanded to several villages, then an entire district, then five districts and now it has over a thousand bank branches with 1.6 million borrowers.

It's helped over 2 million people, mostly women and almost all of the loans were repaid with interest. The goal of the Grameen Bank is not to make lots of money for its big business investors but to empower the poor around the world. Most big banks want to make big loans to people who are already rich. But the Grameen bank puts highest priority on lending to the people who have the least.

In 2006 Muhammad Yunus received a very special award, the Nobel Peace Prize.

DISCUSSION QUESTIONS

- Why did Jesus complement the poor widow who gave all of her money to God in the temple?
- We can be generous with our time, talents and treasure (money/possessions). How was Dr. Yunus generous with his time?
- How was Dr. Yunus generous with his knowledge?
- How was Dr. Yunus generous with his money?
- How can you, even though you still young, be generous with your time, knowledge or money?
- Optional: read Matthew 25:14–30 and discuss






BAMBOO STARS

Make five pointed stars out of bamboo skewers.





PREPARATION

- Five wooden skewers 12 inches long
- String (or yarn) five pieces, each approximately 10-12 inches long
- Scissors

DIRECTIONS



1. Cross two of the wooden skewers 1 1/2 inches from their ends to form the upper portion of an “A” shape. Add the third skewer across the first two less than half-way down the shape.
2. Weave the skewers as you add them to insure the Star stays together when finished.
3. The third skewer goes across under the left wooden skewer and over the right wooden skewer.
4. Add third skewer across the first two and the fourth skewer. Again, alternate the over and under pattern to weave the wooden pieces together.
5. Add fourth skewer. Add the fifth skewer making sure all of the skewers alternate over and under.
6. Place the five pieces of yarn under the five crossed endpoints of the star yarn under crossed ends. Bring the yarn around each of the crossed points and tie a simple knot to hold the endpoints initially. At each point, wrap the yarn vertically and horizontally around the crossed wooden skewers.





GIVE IT AWAY

A backward game of giving away the most rather than gathering the most.

PREPARATION

- Divide kids into 2-4 groups.
- Place 2-4 paper grocery sacks in opposite corners of the play area.
- Place a pile of items in the middle of the play area (newspaper balls, balloons or other inexpensive objects).

DIRECTIONS

You might like to play some music for this game and finish when the song finishes or you can have someone timing an allocated time.

One person at a time from each team is able to go to the middle and take one of the items and place it into another team's paper sack.

Once all the items are gone from the middle, children are able to take items (one at a time) from sacks and place them into another team's sack.

When the music or time frame finishes, ask everyone to sit in their groups and count how many items they have in their sacks. The winning team is the one with the least amount of items in their sack.



